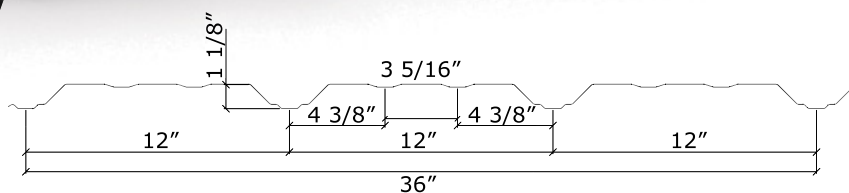





AP PANELS

Chief® **Architectural Panels (AP)** combine premium finishes with versatile design, making them an excellent choice for steel wall applications. Their durability and strength suit a wide range of uses, including interior liners, fascias, canopies, and soffits.

At 36 inches wide, **AP panels** allow for quick and efficient installation, helping to streamline your project timeline. Available in a variety of standard colors, they offer flexibility to match your aesthetic preferences while maintaining quality and cost-efficiency.



800-845-1767 | chiefbuildings.com

Note: Dimensions are nominal.

AP PANELS

Specifications and Color Options



1821 S. North Road | PO Box 2078
Grand Island, NE 68802-2078

35
YEAR
LIMITED
FINISH
WARRANTY

PVDF - POLYVINYLIDENE FLUORIDE

Chief's PVDF finish is made with polyvinylidene fluoride resin, where a minimum of 70% of the resin is PVDF. The result is a proven ability to resist ultraviolet radiation in sunlight for maximum protection against general weathering effects, chalking, and fading.

35
YEAR
LIMITED
FINISH
WARRANTY

FEVE - FLUOROETHYLENE VINYL ETHER

Chief's FEVE finish is a fluoropolymer resin-based coating similar to PVDF but formulated for bright, fade-prone colors.

20
YEAR
LIMITED
FINISH
WARRANTY


GM - ACRYLIC COATED GALVALUME®

Chief's exterior roof, wall and trim material is available in an industry standard ASTM A792 Acrylic Coated Galvalume® finish. Galvalume® is a unique coating of 55% aluminum and 45% zinc that resists corrosion. The Galvalume® sheet is coated with a thin, clear acrylic coating applied to both sides.

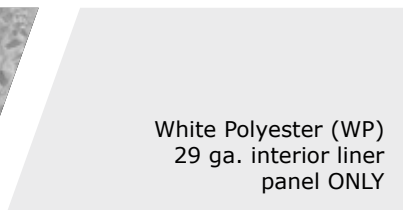
WP - WHITE POLYESTER

Chief's White Polyester is an economical finish intended for interior applications only and is a non-warranty product. Available in 29 ga. only.

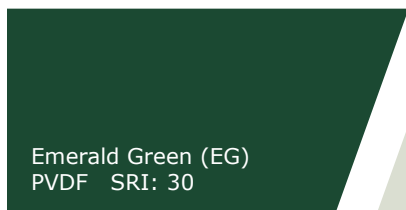
Since all color applications are affected by age, lighting conditions, heat, digital screen settings, and mechanical coating or printing processes, the color represented on this page may vary in color or finish from the actual product. DO NOT MAKE YOUR FINAL COLOR DECISION BASED ON PRINTED MATERIALS ALONE. SELECTIONS ARE BEST MADE FROM ACTUAL PANEL SAMPLES.



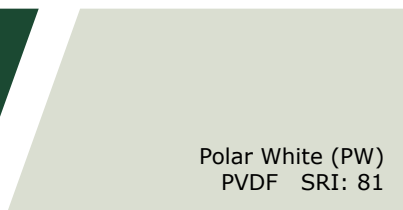
Galvalume (GM)
SRI: 62



White Polyester (WP)
29 ga. interior liner
panel ONLY



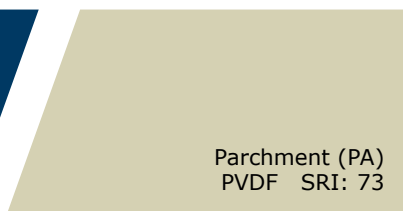
Emerald Green (EG)
PVDF SRI: 30



Polar White (PW)
PVDF SRI: 81



Royale Blue (RB)
PVDF SRI: 29



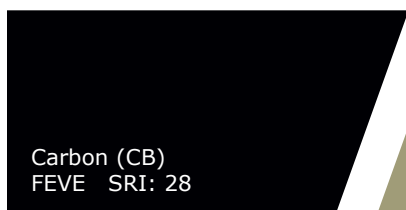
Parchment (PA)
PVDF SRI: 73



Cherokee (CK)
FEVE SRI: 41




Ash Gray (AG)
PVDF SRI: 53



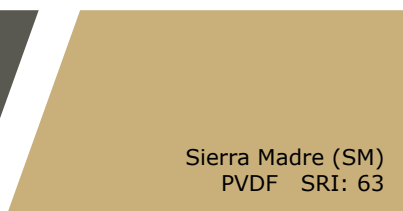
Carbon (CB)
FEVE SRI: 28



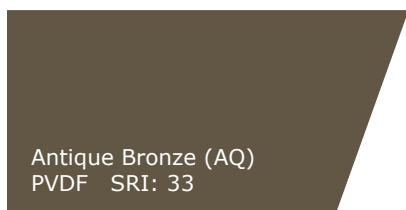
Fieldstone (FS)
PVDF SRI: 48



Charcoal Gray (CG)
PVDF SRI: 35



Sierra Madre (SM)
PVDF SRI: 63



Antique Bronze (AQ)
PVDF SRI: 33